

Tubular Gel Battery

8 OPzV800 (2V800AH)

Specification

Nominal Voltage	2V	
Capacity	800.0Ah@10hr to 1.80V/cell	
Dimension	Length	191±2mm (7.52 inches)
	Width	210±3mm (8.27 inches)
	Container Height	646±3mm (25.4 inches)
	Total Height (with Terminal)	681±3mm (26.8 inches)
Approx Weight	Approx 64.5 kg (142.2lbs)	
Container Material	ABS	
Rated Capacity	800 AH/80.0A	(10hr, 1.80V/cell, 20°C/68°F)
	690 AH/138A	(5hr, 1.75V/cell, 20°C/68°F)
	609 AH/203A	(3hr, 1.75V/cell, 20°C/68°F)
	454 AH/454A	(1hr, 1.60V/cell, 20°C/68°F)
Max. Discharge Current	6400A (5s)	
Internal Resistance	Approx 0.5mΩ	
Operating Temp. Range	Discharge	-20~55°C (-4~131°F)
	Charge	0~40°C (32~104°F)
	Storage	-20~50°C (-4~122°F)
Cycle Use	Initial Charging Current less than 250.0A. Voltage 2.40V~2.50V at 20°C(68°F)Temp. Coefficient -5mV/°C	
	No limit on Initial Charging Current Voltage 2.25V~2.30V at 20°C(68°F)Temp. Coefficient -3mV/°C	
Standby Use	<2% pre month @ 20°C(68°F)	



Applications

- ◆ Solar energy, wind energy
- ◆ Electric power, nuclear power
- ◆ Communication
- ◆ Ship, maritime affairs
- ◆ UPS, medical facilities and emergency lighting
- ◆ Situation with high environmental protection and energy-saving
- ◆ Better safety performance and reliability
- ◆ Designed service life of 20 years

Main Technical Advantages

- ◆ Plate: positive plate adopts tubular plate which can prevent active material falling, and adopts multi-component alloy frame. have fine corrosion-resisting performance and long service life. Negative plate adopts special radiated structure.
- ◆ Separator: adopt special micro-pore PVC-SiO₂ separator from Europe AMER-SIL Company, separator have big porosity and low resistance.
- ◆ Electrolyte: adopts Germany gas silicon dioxide, electrolyte in gel state in the battery without flowing, leakage and lamination can be avoided.
- ◆ Safety valve: adopt Germany technology, constant opening and closing, accumulator case expansion, damage and electrolyte dry up can be avoided.

Constant Current Discharge (Amperes) at 20 °C (68°F)

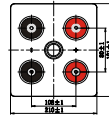
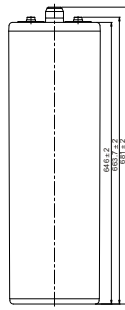
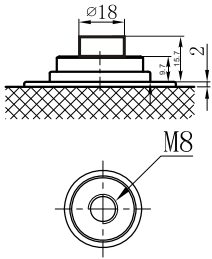
F.V/Time	10min	15min	30min	1h	2h	3h	5h	8h	10h
1.85V/cell	545	518	446	356	236	183	126	87.8	74.9
1.80V/cell	671	627	520	401	259	199	135	94.0	80.0
1.75V/cell	794	702	554	418	267	203	138	95.6	81.3
1.70V/cell	891	766	587	434	273	207	140	96.8	82.2
1.65V/cell	956	809	610	446	279	211	142	98.0	83.0
1.60V/cell	1001	838	626	454	283	214	144	98.8	83.6

Constant Power Discharge (Watts) at 20 °C (68°F)

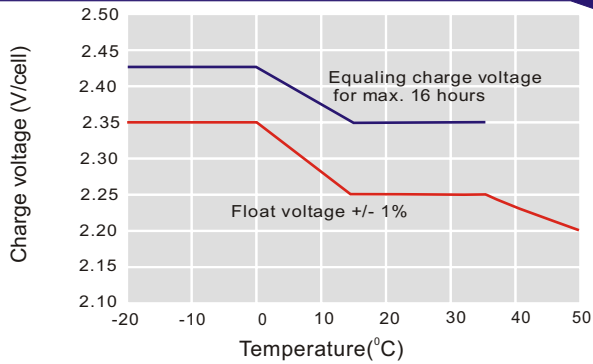
F.V/Time	10min	15min	30min	1h	2h	3h	5h	8h	10h
1.85V/cell	1014	973	853	689	459	357	247	174	149
1.80V/cell	1226	1162	984	771	502	387	265	186	159
1.75V/cell	1425	1282	1038	798	513	394	270	189	161
1.70V/cell	1571	1379	1088	823	524	400	273	191	163
1.65V/cell	1657	1435	1120	841	532	406	276	193	164
1.60V/cell	1701	1464	1137	850	536	409	278	193	165

Dimensions

Terminal

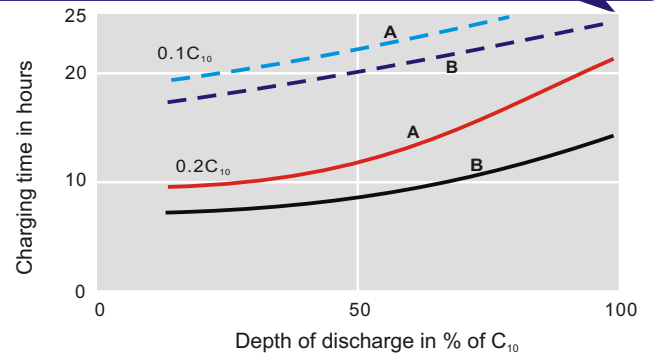


Discharge Characteristics



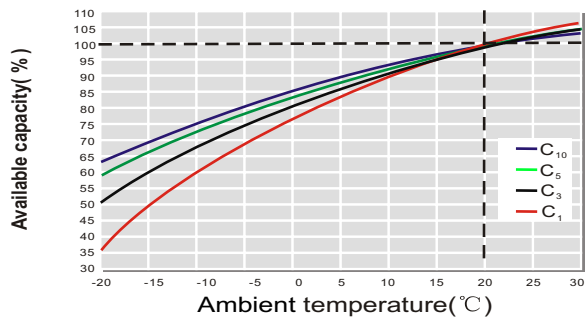
For continuous charging we recommend a voltage of 2.25 V. The charging voltage must be compensated to the curve for continuously different battery ambient temperature.

Charging Characteristics

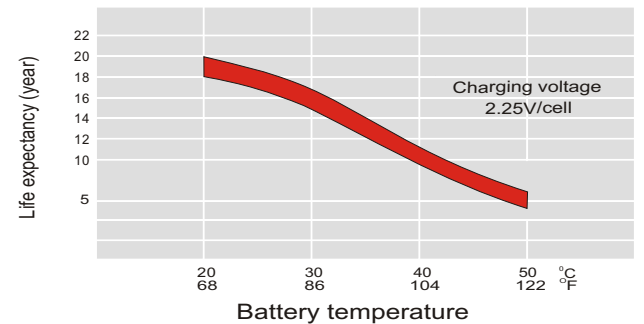


Charge voltage:
 A—2.25 V/cell B—2.40 V/cell
 - - - State of charge 100 % - - - State of charge 90 %

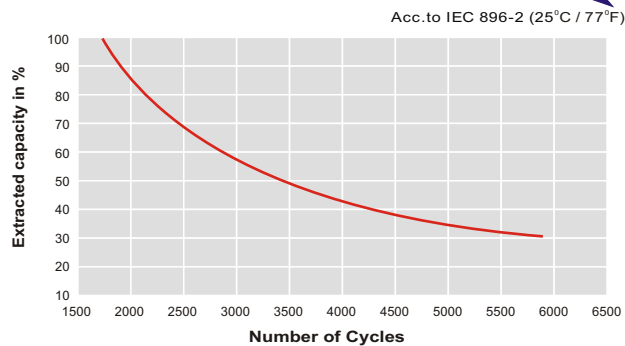
Temperature Effects in Relation to Battery Capacity



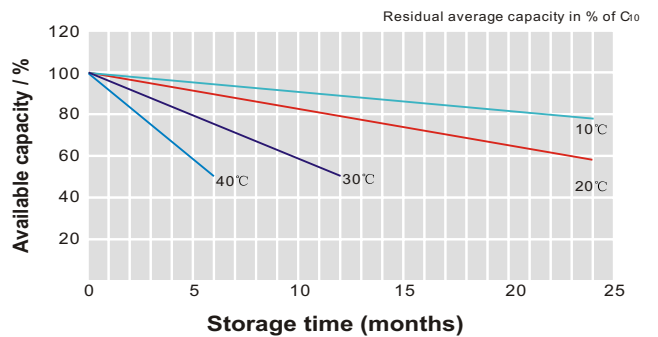
Effect of Temperature on Long Term Float Life



Cycle Life in Relation to Depth of Discharge



General Relation of Capacity VS. Storage Time



Sales Office

China sales office:

Add: 5th Floor, Xinbaohui Bldg., Nanshan Blvd., Nanshan, Shenzhen, China. 518052
 Tel: +86-755-86036060 (100 lines)
 Fax: +86-755-26067269
 E-mail: export@leoch.com

North America sales office:

Add: 19751 Descartes, Unit A, Foothill Ranch, CA 92610, USA
 Tel: 949-588-5853
 Fax: 949-588-5966
 E-mail: sales@leoch.us

Europe sales office:

Add: 12C Wheatstone Park, Waterwells Business Park, Gloucester, GL2 2AQ. UK.
 Tel: +44(0) 1452 751016
 Fax: +44 (0)1452-690125
 E-mail: Sales.Europe@leoch.com