

### Specification

Nominal Voltage	6V	
Nominal Capacity(20HR)	14.0AH	
Dimensions	Length	151 ± 2mm (5.95 inches)
	Width	51 ± 1mm (2.01 inches)
	Container Height	94 ± 1mm (3.70 inches)
	Total Height (with Terminal)	100 ± 2mm (3.94 inches)
Approx Weight	Approx 2.05 kg (4.52lbs)	
Terminal	T1 / T2	
Container Material	ABS	
Rated Capacity	14.0 AH/0.70A	(20hr, 1.80V/cell, 25°C/77°F)
	13.0 AH/1.30A	(10hr, 1.80V/cell, 25°C/77°F)
	11.9 AH/2.38A	(5hr, 1.75V/cell, 25°C/77°F)
	10.7 AH/3.57A	(3hr, 1.75V/cell, 25°C/77°F)
	8.79 AH/8.79A	(1hr, 1.60V/cell, 25°C/77°F)
Max. Discharge Current	210A (5s)	
Internal Resistance	Approx 10mΩ	
Operating Temp. Range	Discharge	-15 ~ 50°C (5 ~ 122°F)
	Charge	0 ~ 40°C (32 ~ 104°F)
	Storage	-15 ~ 40°C (5 ~ 104°F)
Nominal Operating Temp. Range	25 ± 3°C (77 ± 5°F)	
Cycle Use	Initial Charging Current less than 4.2A. Voltage	
	7.2V~7.5V at 25°C(77°F)Temp. Coefficient -15mV/°C	
Standby Use	No limit on Initial Charging Current Voltage	
	6.75V~6.9V at 25°C(77°F)Temp. Coefficient -10mV/°C	
Capacity affected by Temperature	40°C (104°F)	103%
	25°C (77°F)	100%
	0°C (32°F)	86%
Self Discharge	Leoch LP series batteries may be stored for up to 6 months at 25°C(77°F) and then a freshening charge is required. For higher temperatures the time interval will be shorter.	



### Applications

- ◆ All purpose
- ◆ Uninterruptable Power Supply (UPS)
- ◆ Electric Power System (EPS)
- ◆ Emergency backup power supply
- ◆ Emergency light
- ◆ Railway signal
- ◆ Aircraft signal
- ◆ Alarm and security system
- ◆ Electronic apparatus and equipment
- ◆ Communication power supply
- ◆ DC power supply
- ◆ Auto control system



### Constant Current Discharge (Amperes) at 25 °C (77°F)

F.V/Time	5min	10min	15min	20min	30min	45min	1h	2h	3h	4h	5h	6h	8h	10h	20h
1.85V/cell	26.7	20.5	17.0	14.7	11.3	8.35	7.04	4.16	3.26	2.65	2.16	1.87	1.51	1.26	0.693
1.80V/cell	35.8	26.2	20.5	17.3	13.4	9.71	7.89	4.54	3.51	2.83	2.32	2.01	1.60	1.30	0.700
1.75V/cell	40.3	28.7	22.4	18.6	13.9	10.1	8.25	4.71	3.57	2.89	2.38	2.07	1.63	1.34	0.707
1.70V/cell	44.4	31.3	23.9	19.6	14.5	10.5	8.51	4.83	3.67	2.97	2.44	2.11	1.65	1.36	0.720
1.65V/cell	49.0	33.8	25.4	20.8	15.3	10.7	8.71	4.90	3.83	3.07	2.51	2.15	1.68	1.39	0.729
1.60V/cell	54.0	36.7	27.2	22.2	16.1	11.2	8.79	5.11	3.94	3.17	2.59	2.20	1.70	1.41	0.734

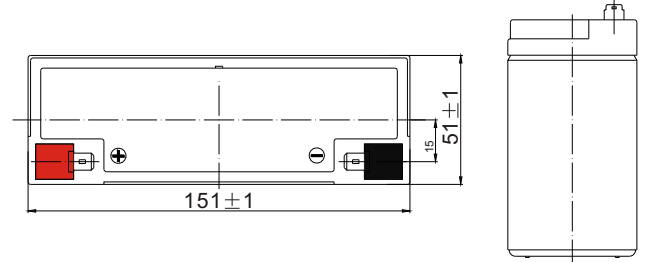
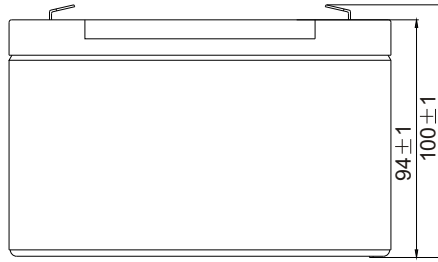
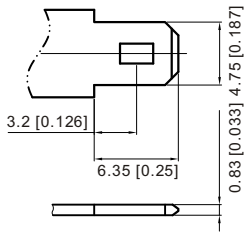
### Constant Power Discharge (Watts/cell) at 25 °C (77°F)

F.V/Time	5min	10min	15min	20min	30min	45min	1h	2h	3h	4h	5h	6h	8h	10h	20h
1.85V/cell	48.7	37.8	31.6	27.6	21.6	16.1	13.6	8.09	6.35	5.18	4.24	3.69	2.98	2.50	1.37
1.80V/cell	64.7	47.8	37.7	32.2	25.1	18.5	15.1	8.77	6.79	5.50	4.52	3.94	3.16	2.57	1.38
1.75V/cell	71.4	51.6	40.7	34.3	25.9	19.0	15.8	9.06	6.89	5.60	4.63	4.03	3.20	2.64	1.40
1.70V/cell	76.5	55.0	42.8	35.8	26.8	19.7	16.2	9.26	7.07	5.74	4.74	4.11	3.24	2.69	1.42
1.65V/cell	83.1	58.8	45.2	37.7	28.0	20.0	16.5	9.34	7.34	5.92	4.85	4.19	3.29	2.74	1.44
1.60V/cell	89.6	62.4	47.5	39.7	29.4	20.8	16.5	9.70	7.53	6.08	4.99	4.26	3.31	2.77	1.45

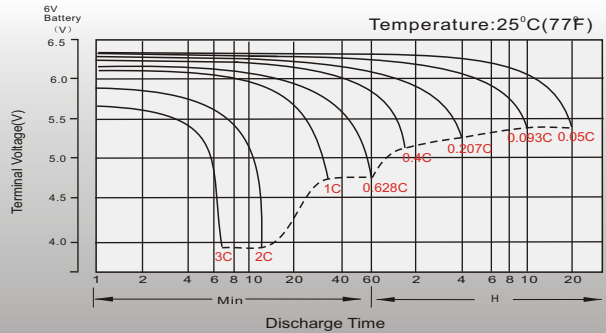
## Dimensions

### T1 Terminal

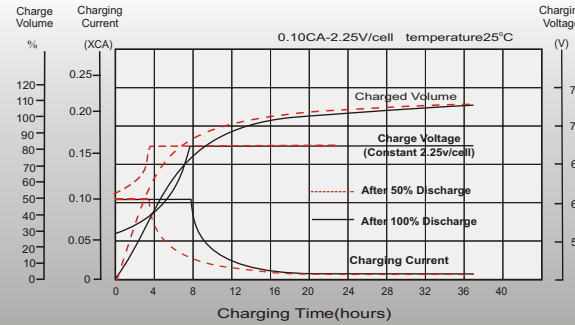
Unit: mm [inches]



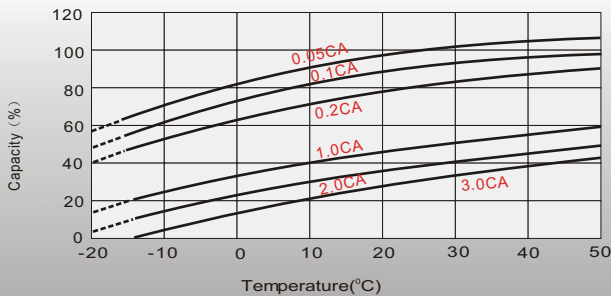
## Discharge Characteristics



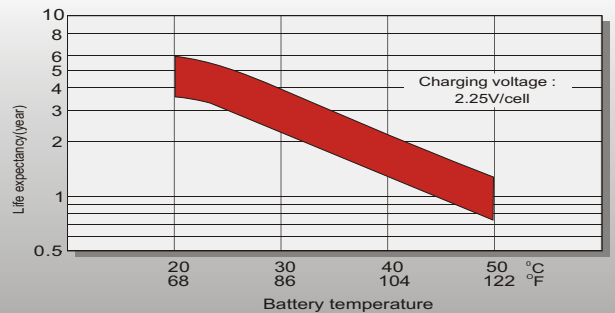
## Float Charging Characteristics



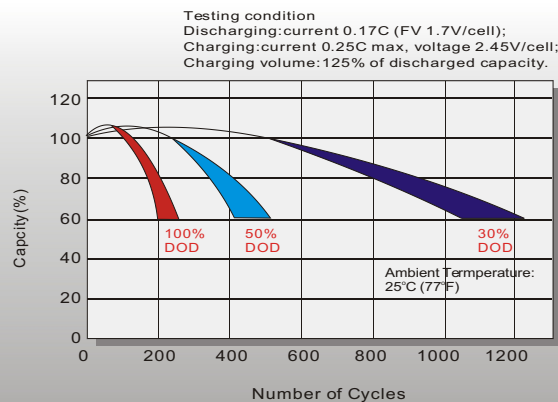
## Temperature Effects in Relation to Battery Capacity



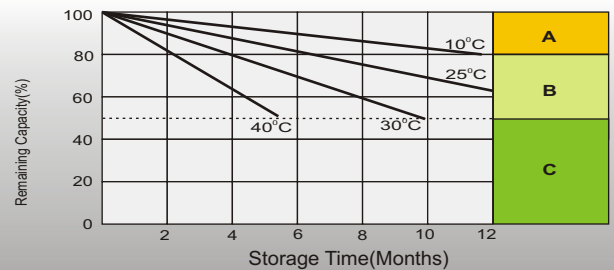
## Effect of Temperature on Long Term Float Life



## Cycle Life in Relation to Depth of Discharge



## Self Discharge Characteristics



- A** No supplementary charge required (Carry out supplementary charge before use if 100% capacity is required.)
- B** Supplementary charge required before use. Optional charging way as below:  
1. Charged for above 3 days at limited current 0.25CA and constant voltage 2.25V/cell.  
2. Charged for above 20 hours at limited current 0.25CA and constant voltage 2.45V/cell.  
3. Charged for 8-10 hours at limited current 0.05CA.
- C** Supplementary charge may often fail to recover the capacity. The battery should never be left standing till this is reached.

## Sales Office

### China sales office:

Add: 5th Floor, Xinbaohui Bldg., Nanhai Blvd.,  
Nanshan, Shenzhen, China. 518052  
Tel: +86-755-86036060 (100 lines)  
Fax: +86-755-26067269  
E-mail: export@leoch.com  
Http://www.leoch.com

### North America sales office:

Add: 19751 Descartes, Unit A,  
Foothill Ranch, CA 92610, USA  
Tel: 949-588-5853  
Fax: 949-588-5966  
E-mail: sales@leoch.us  
Http://www.leoch.us

### Europe sales office:

Add: 9B Wheatstone Park, Waterwells  
Business Park, Gloucester, GL2 2AQ, UK.  
Tel: +44(0) 01452 729428  
Fax: +44 (0)1452-690125  
E-mail: Sales.Europe@leoch.com

### Singapore sales office:

Add: No.53, Ubi Avenue 1, #03-21 Paya  
Ubi Industrial Park, Singapore 408934  
Tel: + 65 6841 6629  
E-mail: sales.sg@leoch.com

### HongKong sales office:

Add: Unit 3910, 39/F, Cable TV Tower, No.9  
Hoi Shing Road, Tsuen Wan, NT.H.K  
Tel: +852 3578 6666  
E-mail: sales.hk@leoch.com